



# CADETS AND JUNIOR CANADIAN RANGERS DRESS INSTRUCTIONS

(ENGLISH)

(Cette publication est disponible en français sous le numéro A-CR-CCO-100/AG-002)

**Issued on Authority of the Commander, Cadets and Junior Canadian Rangers**

Approved by: Commander, Cadets and Junior Canadian Rangers

**OPI: Cadets and Junior Canadian Rangers Clothing and Dress Committee**

**2022-09-01**

Canada



**NOTICE**

This documentation has been reviewed by the technical authority and does not contain controlled goods. Disclosure notices and handling instructions originally received with the document shall continue to apply.

**AVIS**

Cette documentation a été révisée par l'autorité technique et ne contient pas de marchandises contrôlées. Les avis de divulgation et les instructions de manutention reçues originalement doivent continuer de s'appliquer.

PERSONAL APPEARANCE




Figure 2-2-1 –Personal Appearance

PERSONAL APPEARANCE




Figure 2-2-2 –Personal Appearance

PERSONAL APPEARANCE




Figure 2-2-3 –Personal Appearance

PERSONAL APPEARANCE

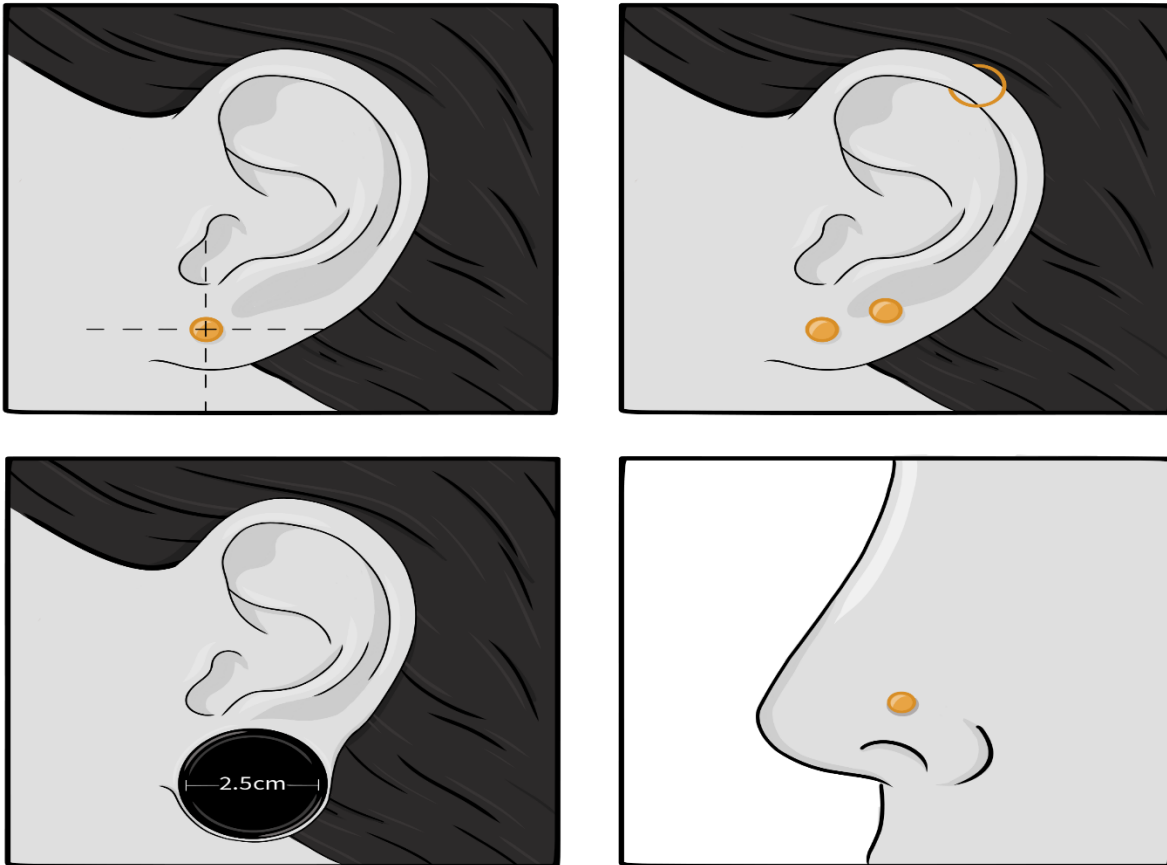


Figure 2-2-4 –Personal Appearance

PERSONAL APPEARANCE













 <p>Sailor's Cap - Sea</p>	 <p>Beret - Common</p>	 <p>Wedge - Air</p>
 <p>Ball Cap - Sea and Air</p>	 <p>Toque - Common</p>	 <p>Wide-Brimmed Tan Summer Hat - Common</p>
 <p>Glengarry - Sea and Army</p>	 <p>Balmoral - Army</p>	 <p>Glengarry - Air</p>
 <p>Patka - Common</p>	 <p>Turban - Common</p>	 <p>Hijab - Common</p>

Figure 2-2-5 – Headdress

PERSONAL APPEARANCE

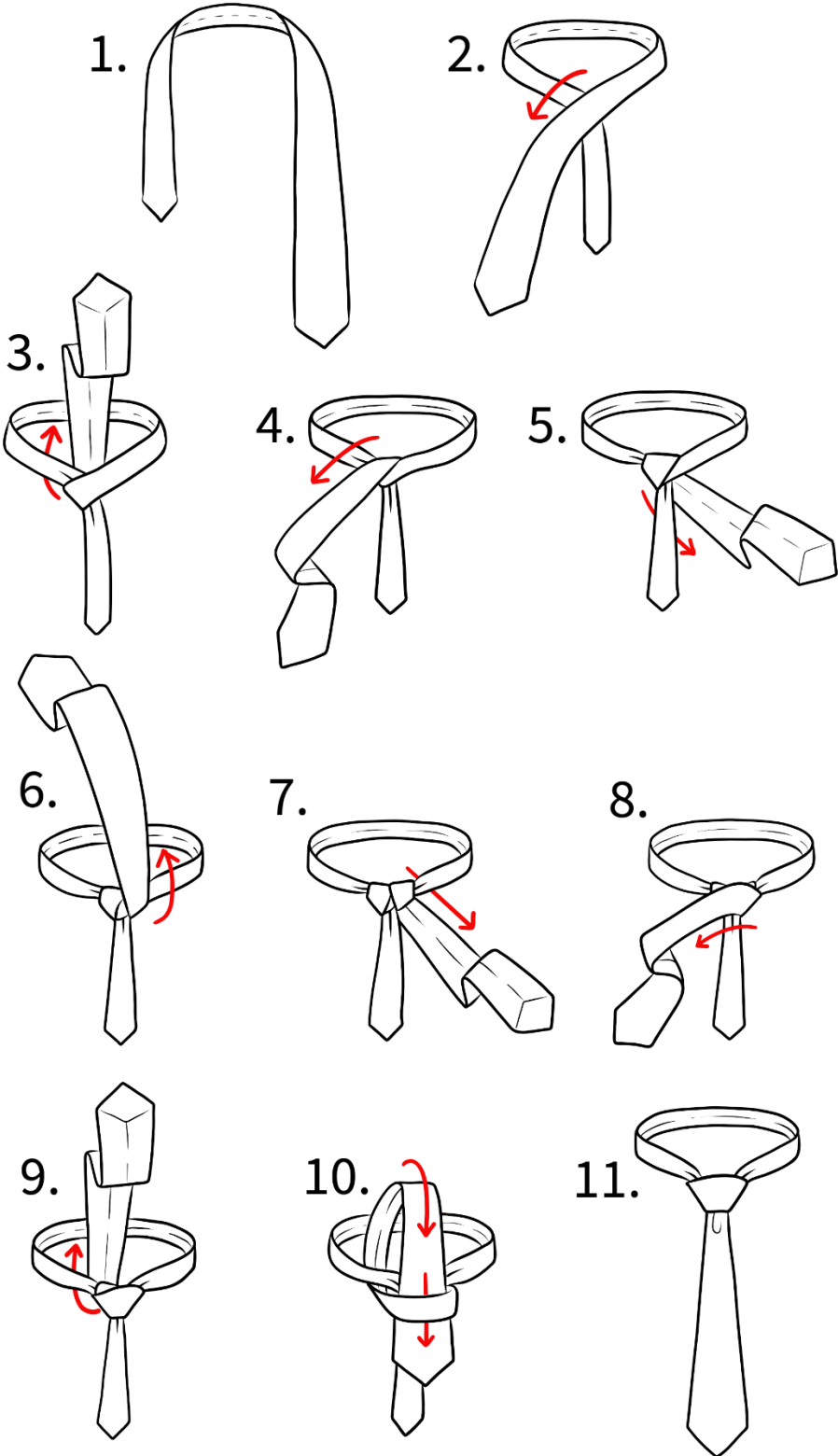
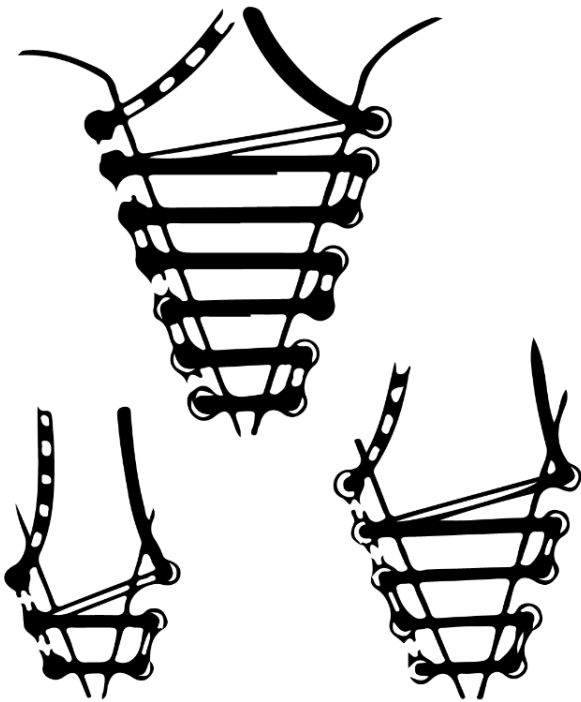


Figure 2-2-9 – Necktie – Windsor Knot

PERSONAL APPEARANCE

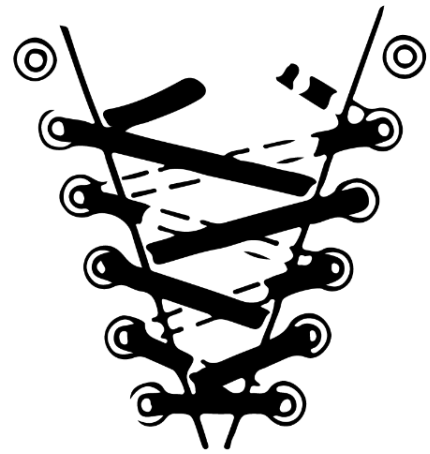
BOOTS, ANKLE



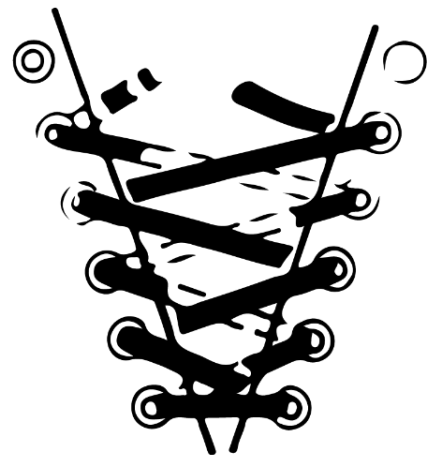
**NOTE**

No visible underlaces except at the top.

MULTI-PURPOSE BOOT



LEFT BOOT



RIGHT BOOT

Figure 2-2-10 – Lacing Footwear



8. **Parades.** Headdress shall be removed, when so ordered, by all cadets on parade except for musicians, flag bearers and their close escorts, sentries in the vicinity and for those where it is indicated by their religious or spiritual practice (see Para 3).

### RELIGIOUS COVERINGS

9. For spiritual and religious reasons, cadets may wear a modified long sleeve shirt in lieu of a short sleeve (SS) shirt, and a modified ankle length Service Dress skirt. Oxford shoes shall be worn with the skirt in lieu of ankle boots. In certain orders of dress, cadets may wear a long sleeve shirt under their short sleeve (SS) shirt or t-shirt. The long sleeve shirt, Service Dress skirt, and oxford shoes may be ordered through the chain of command.

10. Availability of religious covering by the CCO are based on the individual's specific need and requirement. Supply of these items shall be provided through the CAF supply system and are based on availability at the time of the request. These uniform items shall be worn IAW A-DH-265-000/AG-001 *CFP 265 Canadian Armed Forces Dress Instructions*.




Figure 2-3-1 Religious Coverings (examples of Pentecostal and Muslim)

- b. army cadets – dark green / rifle green in Ceremonial / Mess Dress;
- c. air cadets – RCAF blue in Ceremonial / Mess Dress;
- d. JCRs – dark green / rifle green;

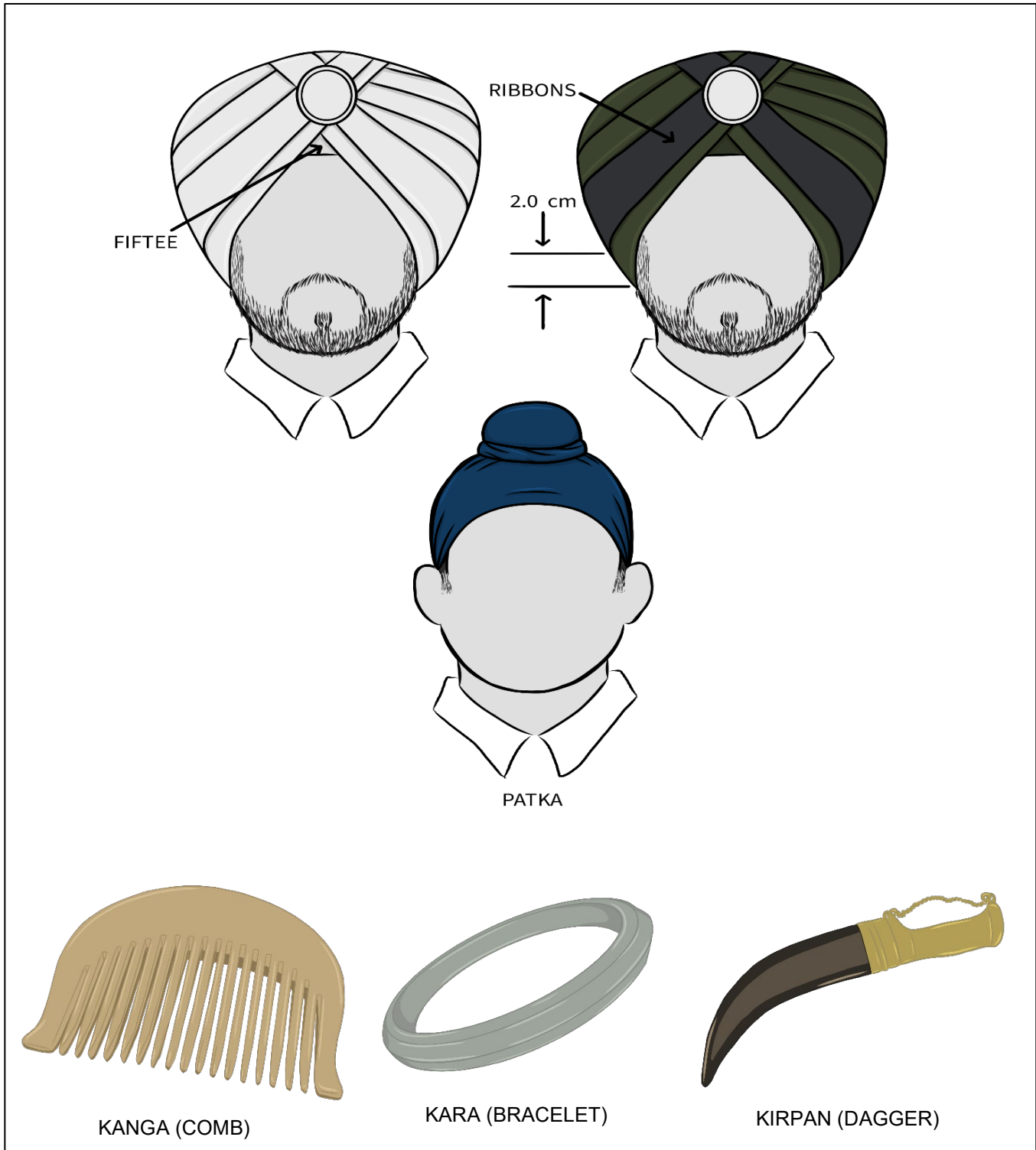


Figure 2-3-2 Sikh Accoutrements

**ANNEX A**

**IDENTIFICATION INSIGNIA**

**AIR CADET IDENTIFICATION**



Insignia	Illustration	Position on Uniform
<p>Royal Canadian Air Cadets Headdress Insignia</p>		<p><b>Wedge:</b> On the left side of the wedge, centre of badge to be positioned mid-way between front and mid-point of wedge, equidistant from top and bottom edge of wedge.</p> <p><b>Beret:</b> Centred on the sewn-in badge backing plater, with the base of the badge 1 cm above the leather / cloth band.</p> <p><b>Turban:</b> Metal headdress insignia shall be worn centred on the front of the turban.</p>
<p>Royal Canadian Air Cadets Shoulder Insignia</p>		<p>Worn on both sleeves of the jacket. The top of the badge is to be 2 cm below the shoulder upper seam.</p>

Figure 3A-3 – Air Cadet Identification

**ANNEX B**

**RANK INSIGNIA**

SEA	ARMY	AIR
<p>Chief Petty Officer Cadet, 1<sup>st</sup> Class (CPO1)</p> 	<p>Chief Warrant Officer (CWO)</p> 	<p>Warrant Officer, First Class (WO1)</p> 
<p>Chief Petty Officer Cadet, 2nd Class (CPO2)</p> 	<p>Master Warrant Officer (MWO)</p> 	<p>Warrant Officer, Second Class (WO2)</p> 
<p>Petty Officer Cadet, 1<sup>st</sup> Class (PO1)</p> 	<p>Warrant Officer (WO)</p> 	<p>Flight Sergeant (FSgt)</p> 

Figure 3B-1 – Rank Insignia (1 of 3)

SEA	ARMY	AIR
<p data-bbox="142 216 488 275">Petty Officer Cadet, 2<sup>nd</sup> Class (PO2)</p> 	<p data-bbox="708 233 820 291">Sergeant (Sgt)</p> 	<p data-bbox="1154 233 1266 291">Sergeant (Sgt)</p> 
<p data-bbox="237 884 397 942">Master Cadet (MC)</p> 	<p data-bbox="667 894 857 953">Master Corporal (MCpl)</p> 	<p data-bbox="1122 894 1295 953">Flight Corporal (FCpl)</p> 
<p data-bbox="228 1430 406 1488">Leading Cadet (LC)</p> 	<p data-bbox="708 1430 820 1488">Corporal (Cpl)</p> 	<p data-bbox="1154 1430 1266 1488">Corporal (Cpl)</p> 

Figure 3B-2 – Rank Insignia (2 of 3)




SEA	ARMY	AIR
<p data-bbox="347 264 479 323">Able Cadet (AC)</p> 	<p data-bbox="764 264 950 323">Lance Corporal (LCpl)</p> 	<p data-bbox="1195 264 1414 323">Leading Air Cadet (LAC)</p> 
<p data-bbox="321 583 506 667">Ordinary Cadet (OC) N/A</p>	<p data-bbox="821 583 894 667">Cadet (Cdt) N/A</p>	<p data-bbox="1268 583 1341 667">Cadet (Cdt) N/A</p>

Figure 3B-3 – Rank Insignia (3 of 3)

**ANNEX C**

**STAR / PROFICIENCY LEVEL INSIGNIA**

**ARMY CADETS**

**STAR LEVELS**



Figure 3C-1 – Army Cadet Star Levels

**NATIONAL STAR OF EXCELLENCE**

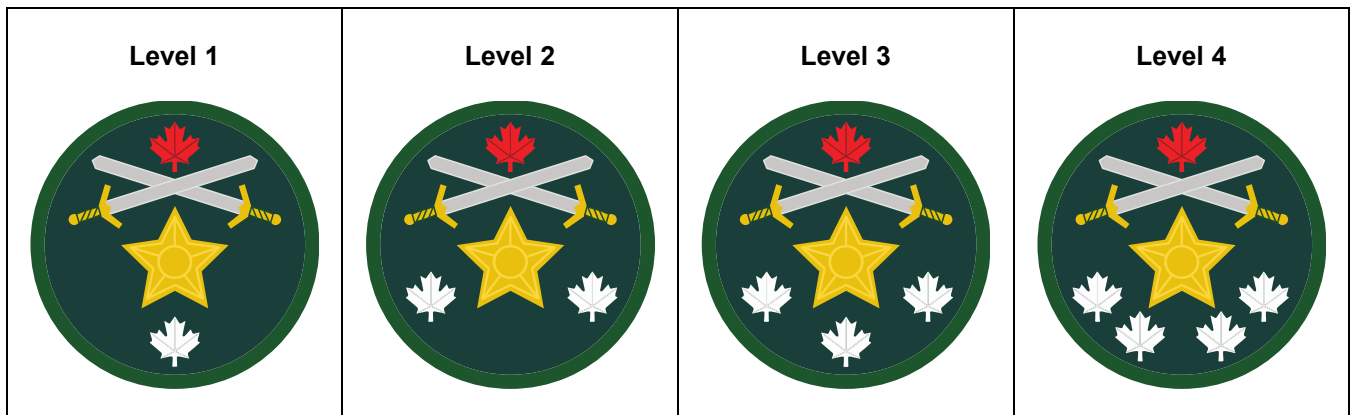


Figure 3C-2 – Army Cadet National Star of Excellence

**AIR CADETS**

**PROFICIENCY LEVELS**

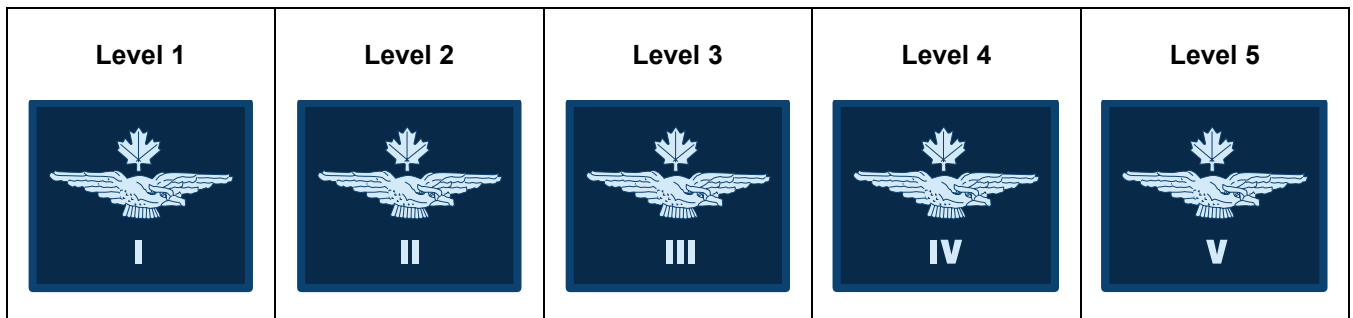























Figure 3C-3 – Air Cadet Proficiency Levels

ANNEX D

COMMON CTC QUALIFICATION INSIGNIA

	SEA	ARMY	AIR
General Training			
Pipe Band – Basic Musician			
Pipe Band – Intermediate Musician			
Pipe Band – Advanced Musician			
Military Band – Basic Musician			
Military Band – Intermediate Musician			
Military Band – Advanced Musician			


















	SEA	ARMY	AIR
Basic Drill and Ceremonial			
Drill and Ceremonial Instructor			
Basic Sports and Fitness			
Fitness and Sports Instructor			
Air Rifle Marksmanship Instructor			

Figure 3D-1 – Common CTC Qualification Insignia

**SEA CADET CTC QUALIFICATION INSIGNIA**









<p>Basic Seamanship</p> 	<p>Ship's Boat Operator</p> 	<p>Boatswain's Mate</p> 	<p>Shipwright</p> 
<p>Basic Sail</p> 	<p>Intermediate Sail</p> 	<p>Senior Sail</p> 	<p>Advanced Sail</p> 

Figure 3D-2 – Sea Cadet CTC Qualification Insignia

**AIR CADET CTC QUALIFICATION INSIGNIA**









<p>Basic Survival</p> 	<p>Survival Instructor</p> 
<p>Basic Aviation</p> 	<p>Advanced Aviation</p> 
<p>Aviation Technology and Aerospace Course</p> 	<p>Advanced Aerospace</p> 
<p>Advanced Aviation Technology Course – Aircraft Maintenance</p> 	<p>Advanced Aviation Technology Course – Airport Operations</p> 

Figure 3D-5 – Air Cadet CTC Qualification Insignia

Note: These badges shall be worn with the participation badges on the right sleeve in the order that they are awarded. The first badge awarded is centred immediately above the cuff of the uniform jacket. The second badge awarded is placed immediately to the left of the first badge, to the front of the sleeve. The third badge awarded is placed immediately to the right of the first badge, to the rear of the sleeve. The fourth, fifth and sixth badges are placed immediately above badges one, two and three forming a second row of badges and they are placed in the same order as the first row. If a seventh badge is awarded, it shall be placed immediately over the fourth badge. Only a maximum of seven badges shall be worn.




Figure 3D-6 – Air Cadet Pilot Qualification Insignia

Note: The Glider Pilot CTC badge is never worn with the Glider Pilot Wings.

Issued Glider Pilot / Power Pilot sewn (nylon thread) insignia shall be worn centred directly above the left breast pocket and horizontal on the cadet jacket and flight suit.

Glider Pilot / Power Pilot pin may be purchased and worn on the collared shirt when the jacket is removed, directly centred 0.5 cm over the left breast pocket.

Silver and Gold wire thread embroidered Glider Pilot / Power Pilot badges may be purchased by the cadet and are authorized for wear only on the uniform jacket in lieu of issued wings.

If a cadet successfully completes both Scholarships, only the Power Pilot Wings shall be worn. The Glider Pilot Scholarship CTC Qualification Badge shall then be worn with the other CTC Qualification Badges.

### SPECIALTY




Figure 3D-7 – Air Cadet Specialty Proficiency Insignia

**ANNEX E**

**APPOINTMENT INSIGNIA**

**APPOINTMENT INSIGNIA – BAND**







	SEA	ARMY	AIR
DRUM MAJOR			
PIPE MAJOR			

Figure 3E-1 – Appointment Insignia

**APPOINTMENT INSIGNIA – SEA CADETS**






STORES	REGULATING	TRAINING	SHIP'S WRITER	BUGLER
				

Figure 3E-2 – Sea Cadet Appointment Insignia

**ANNEX F**  
**PROFICIENCY INSIGNIA**

**COMMON**

**FITNESS**

	SEA	ARMY	AIR
Bronze			
Silver			
Gold			
Excellence			

Figure 3F-1 – Fitness Proficiency Insignia

**MUSIC**

	SEA	ARMY	AIR
Basic			
Level I			

Level II			
Level III			
Level IV			
Level V			

Figure 3F-2 – Music Proficiency Insignia

Note: Worn on the lower right sleeve, directly above the upper seam of the cuff.

**MARKSMANSHIP**

	SEA	ARMY	AIR
Marksman			
First Class			







Expert			
Distinguished			

Figure 3F-3 – Marksmanship Proficiency Insignia

Note: Worn on the lower right sleeve, directly above the upper seam of the cuff.

**FIRST AID**







	SEA	ARMY	AIR
Emergency First Aid			
Standard First Aid			

Figure 3F-4 – First Aid Proficiency Insignia



## AIR CADETS

### STAFF AND EXCHANGE




Figure 3G-7 – Air Cadet Participation Insignia

Note: Worn with the CTC Qualification insignia on the right sleeve in the order that they are awarded. The first insignia awarded is centred immediately above the cuff of the uniform jacket. The second insignia awarded is placed immediately to the left of the first insignia, to the front of the sleeve. The third insignia awarded is placed immediately to the right of the first insignia, to the rear of the sleeve. The fourth, fifth and sixth insignia are placed immediately above insignia one, two and three forming a second row of insignia and they are placed in the same order as the first row. Is a seventh insignia is awarded, it shall be placed immediately over the fourth insignia. Only a maximum of seven insignia shall be worn.

### AIR CADET LEAGUE OF CANADA EFFECTIVE SPEAKING COMPETITION



Figure 3G-8 – Effective Speaking Participation and Competition Insignia

Note: Worn centred on the left jacket pocket, equidistant between the lower seam and the lower edge of the pocket flap. Pins are provided by the Air Cadet League of Canada and are not to be procured at public expense.

**TRI-ELEMENT MARKSMANSHIP / BIATHLON**

<p>Marksmanship Zone Competition Bronze</p> 	<p>Marksmanship Provincial Competition Silver</p> 	<p>Marksmanship National Competition Gold</p> 
<p>Biathlon Zone Competition Bronze</p> 	<p>Biathlon Provincial Competition Silver</p> 	<p>Biathlon National Competition Gold</p> 

Figure 3G-9 – Participation and Competition Insignia

Note: Worn centred on the left jacket pocket, equidistant between the lower seam and the lower edge of the pocket flap.



<p>Myriam Bédard, Nikki Keddie and Jean-Philippe Le Guellec Awards</p> 	<p>Vanplew and Clément Tremblay Awards</p> 
--	---

Figure 3G-10 – Participation and Competition Insignia

Note: Worn centred on the left jacket pocket, equidistant between the lower seam and the lower edge of the pocket flap. This pin replaces the National Participation insignia.

### LEFT POCKET

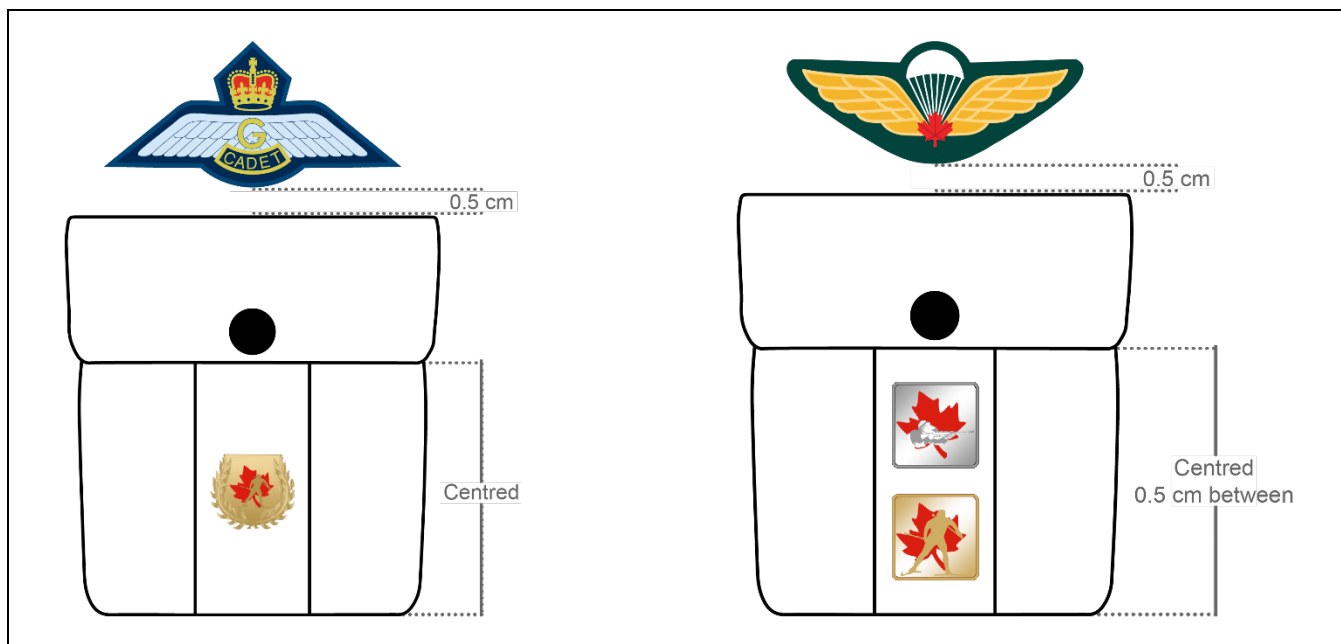


Figure 3G-11 – Participation and Competition Insignia placement, Left Pocket

### RIGHT POCKET

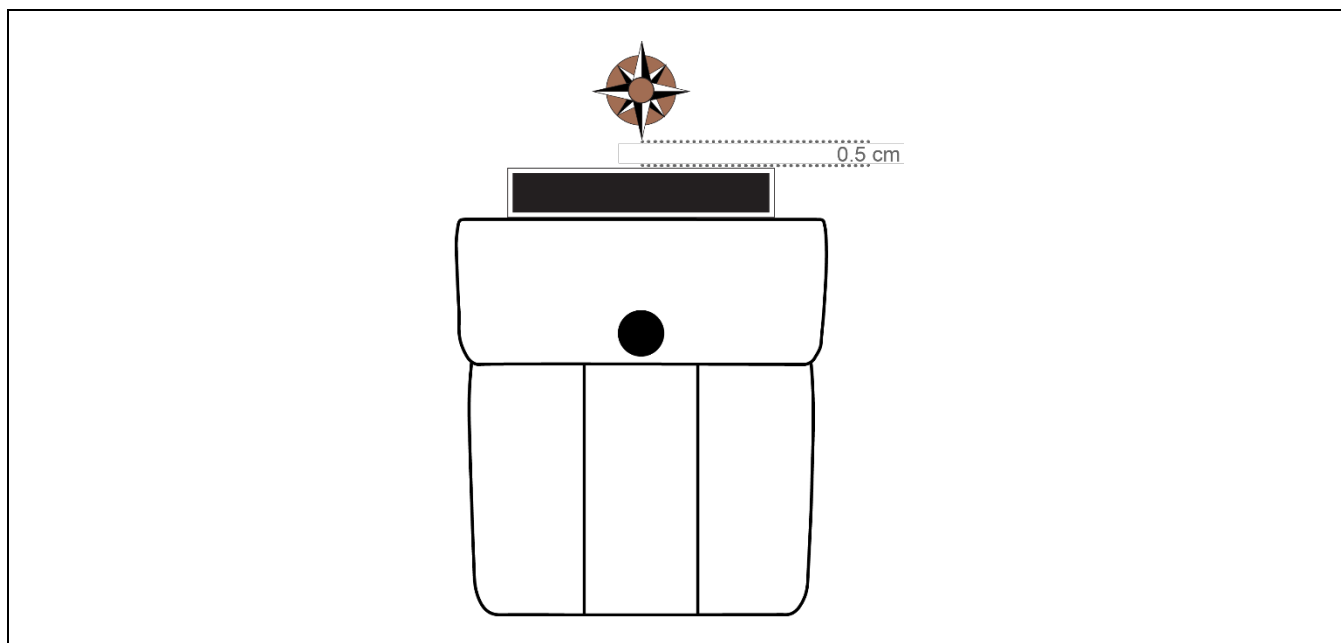


Figure 3G-12 – Participation and Competition Insignia placement, Right Pocket

AIR CADETS – LEFT SLEEVE

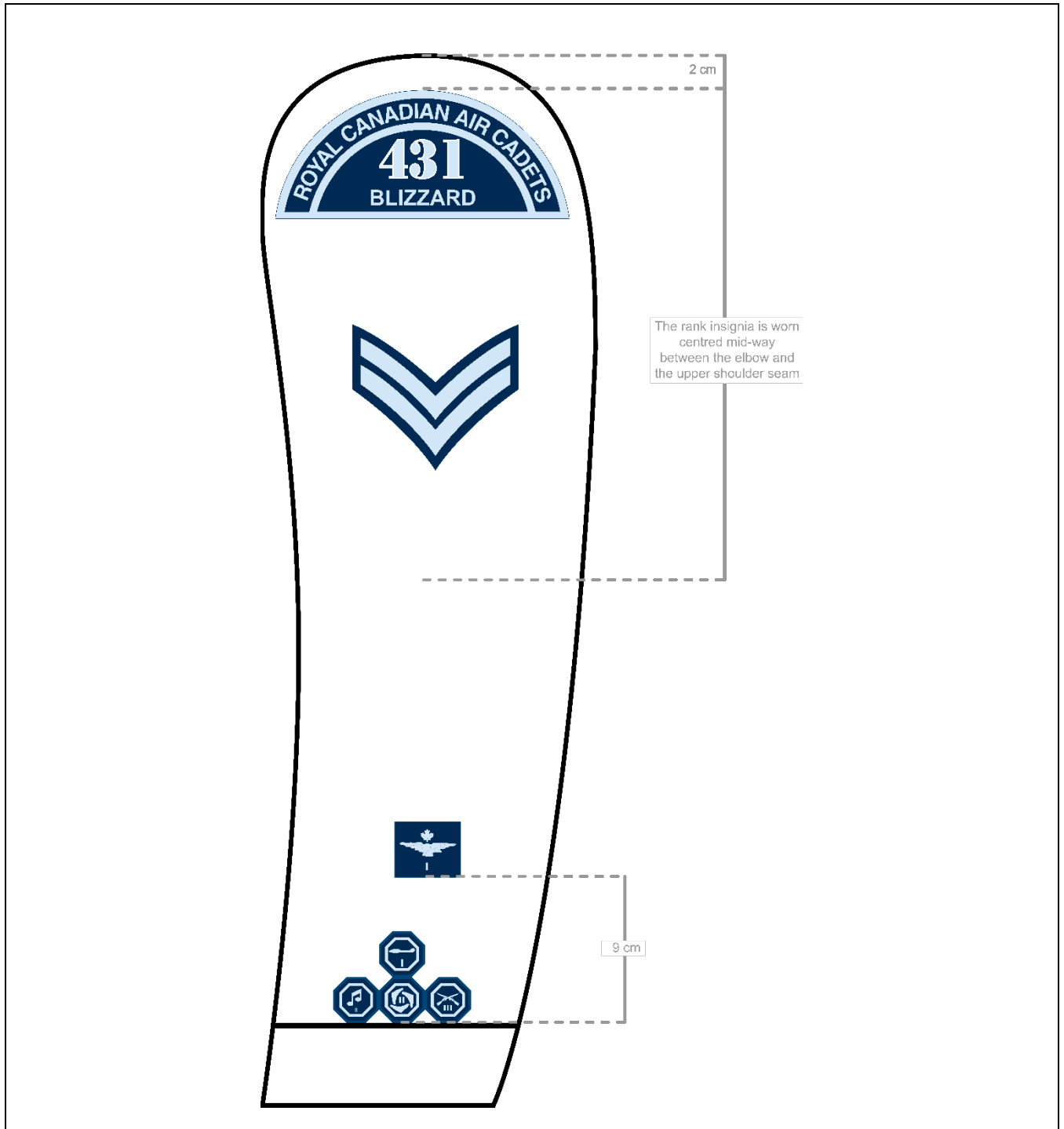


Figure 3H-5 – Insignia Placement

**AIR CADETS – RIGHT SLEEVE**




Figure 3H-6 – Insignia Placement

ANNEX A

POSITIONING OF POPPY

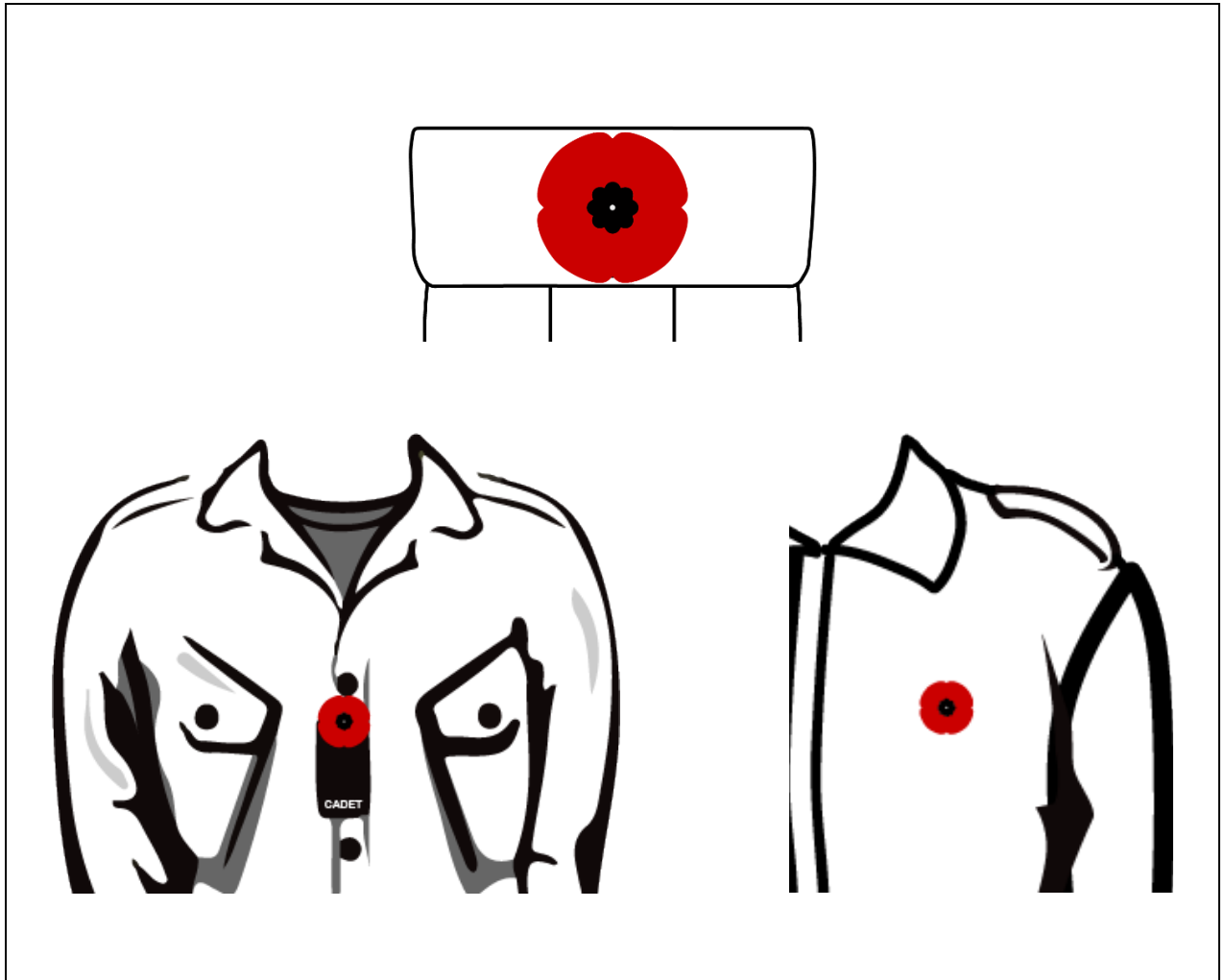


Figure 4A-1 – Positioning of Poppy

**ANNEX A**  
**ORDERS, DECORATIONS AND MEDALS**

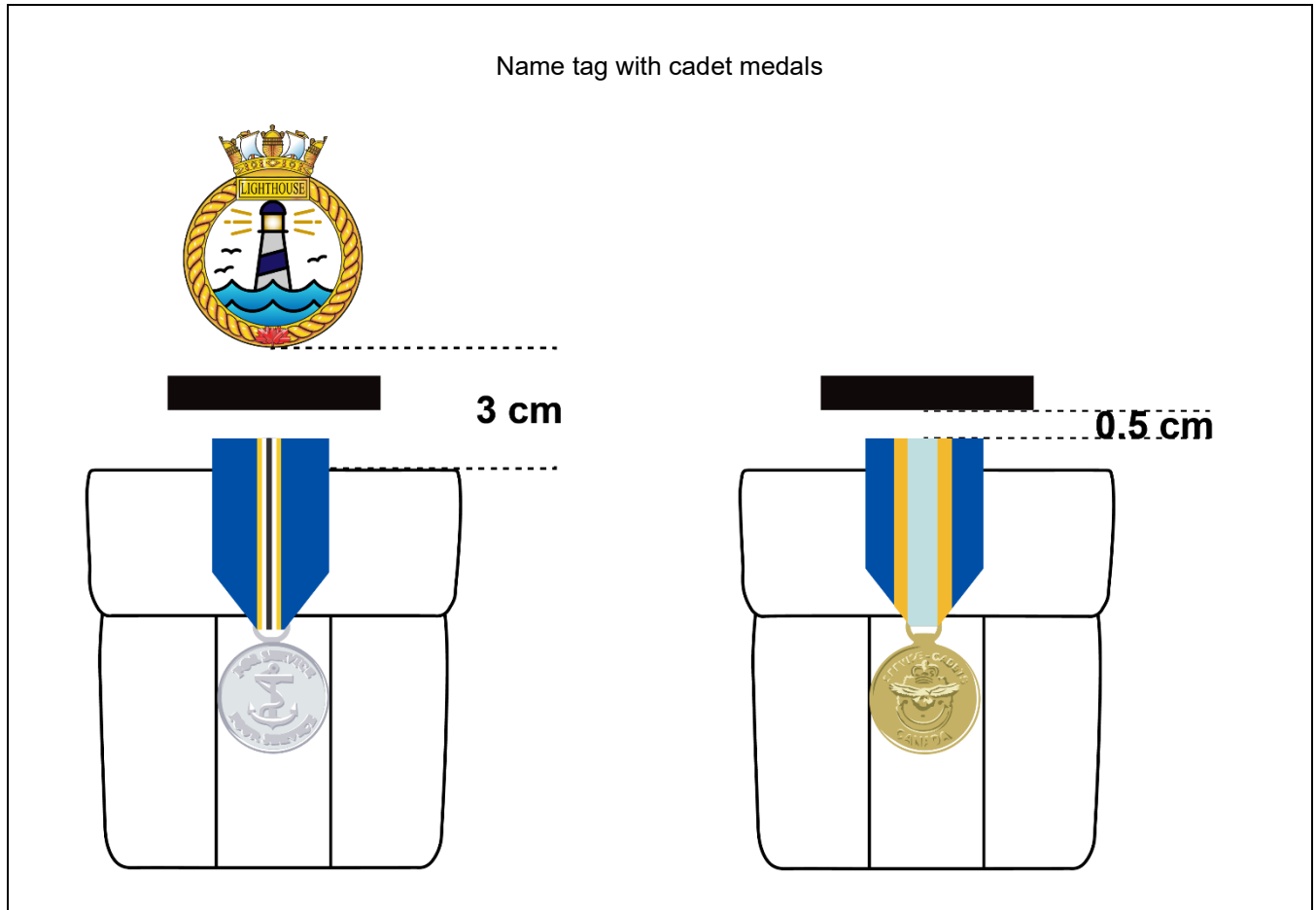


Figure 5A-1 – Method of Wear for Cadet Medals

**ANNEX B**  
**UNDRESS RIBBONS**

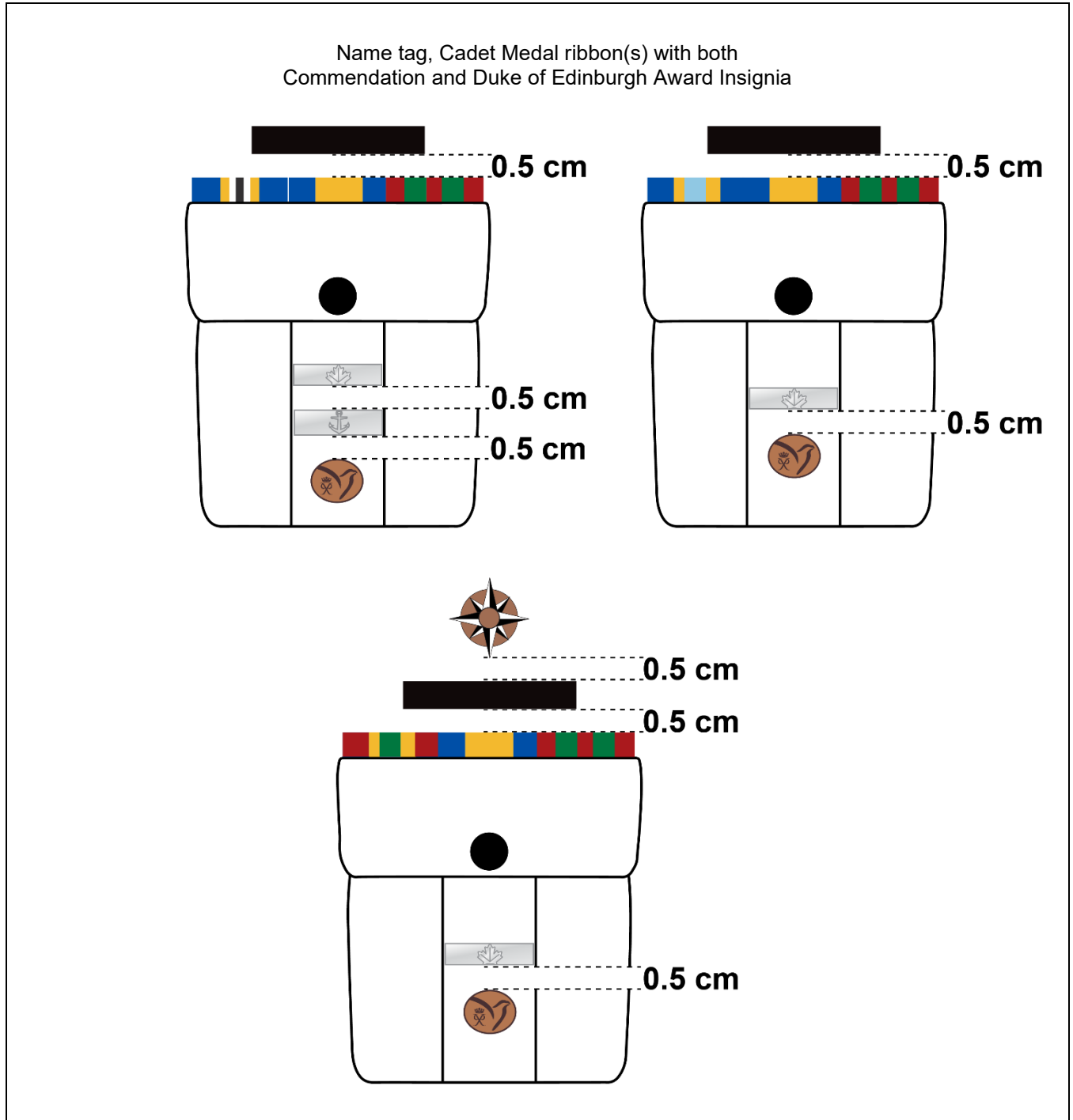


Figure 5B-1 – Method of Wear of Cadet Undress Ribbons



**ANNEX C**  
**PRECEDENCE OF UNDRESS RIBBONS**

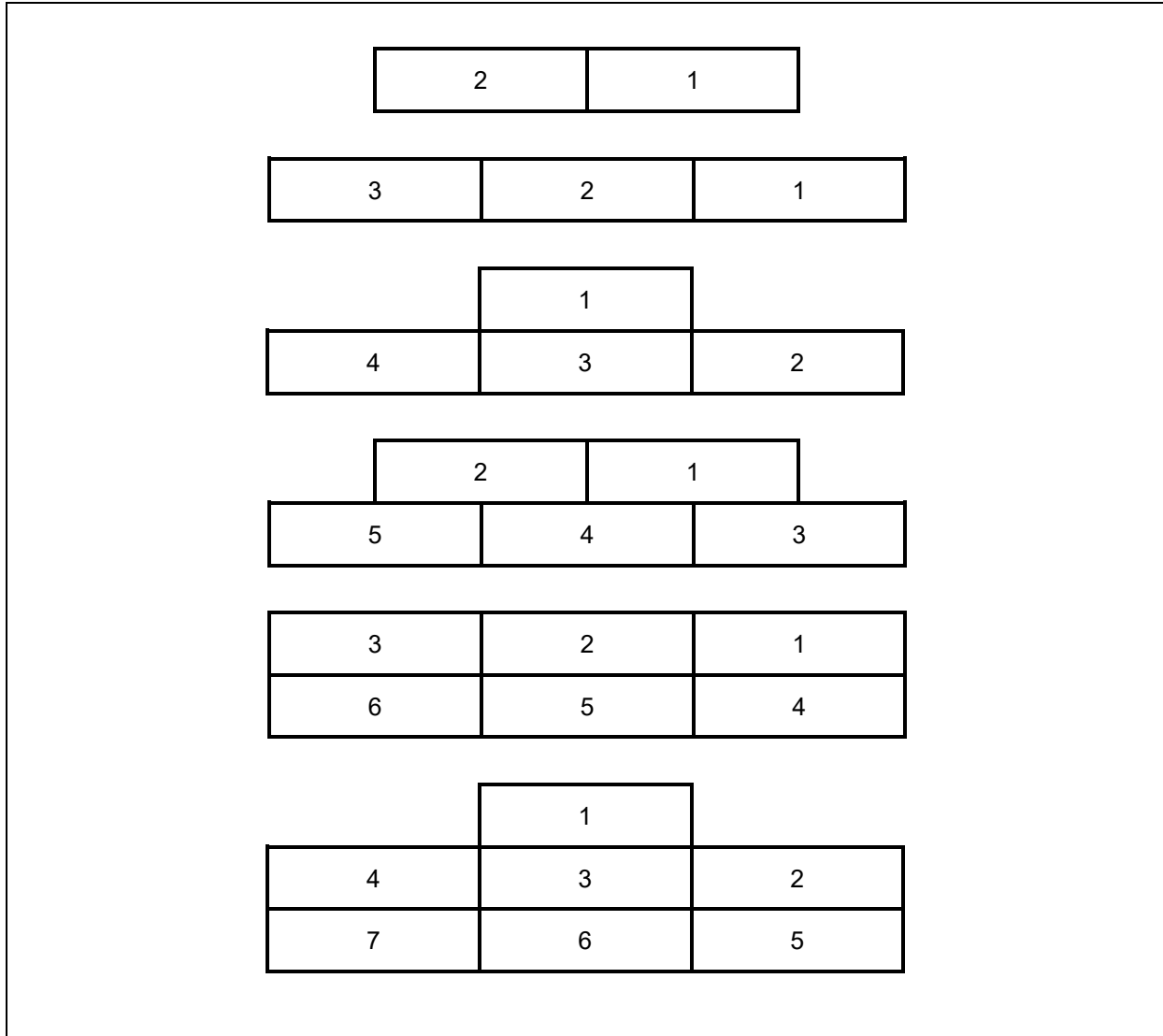


Figure 5C-1 – Precedence of Undress Ribbon Rows

**ANNEX D**

**NATIONAL COMMENDATIONS**



Insignia	Illustration
<b>Chief of the Defence Staff Commendation (CDS Commendation)</b>	
<b>Command Commendation (VCDS / RCN / CA / RCAF Commendation)</b>	
<p>A National Commendation Pin shall be worn centered on the left breast pocket, equidistant between the lower seam and the lower edge of the pocket flap.</p> <p>This pin is worn on the jacket or the shirt.</p>	

Figure 5D-1 – National Commendations Insignia

**CADET COMMENDATIONS**



Insignia	Illustration
<b>Commander's Cadet Commendation Pin</b>	
<b>Navy League of Canada Award of Commendation</b>	
<p>A Cadet Commendation Pin shall be worn centered on the right breast pocket, equidistant between the lower seam and the lower edge of the pocket flap.</p> <p>This pin is worn on the jacket or the shirt.</p>	

Figure 5D-2 – Cadet Commendations Insignia

**THE DUKE OF EDINBURGH AWARD**




Insignia	Illustration	Placement on Uniform
Bronze		<p>The Bronze, Silver or Gold pin awarded under the Duke of Edinburgh Award Program shall be worn centred on the right breast pocket, equidistant between the lower seam and the lower edge of the jacket pocket flap.</p> <p>The pin is worn on the jacket only.</p>
Silver		
Gold		

Figure 5D-3 – The Duke of Edinburgh Pin

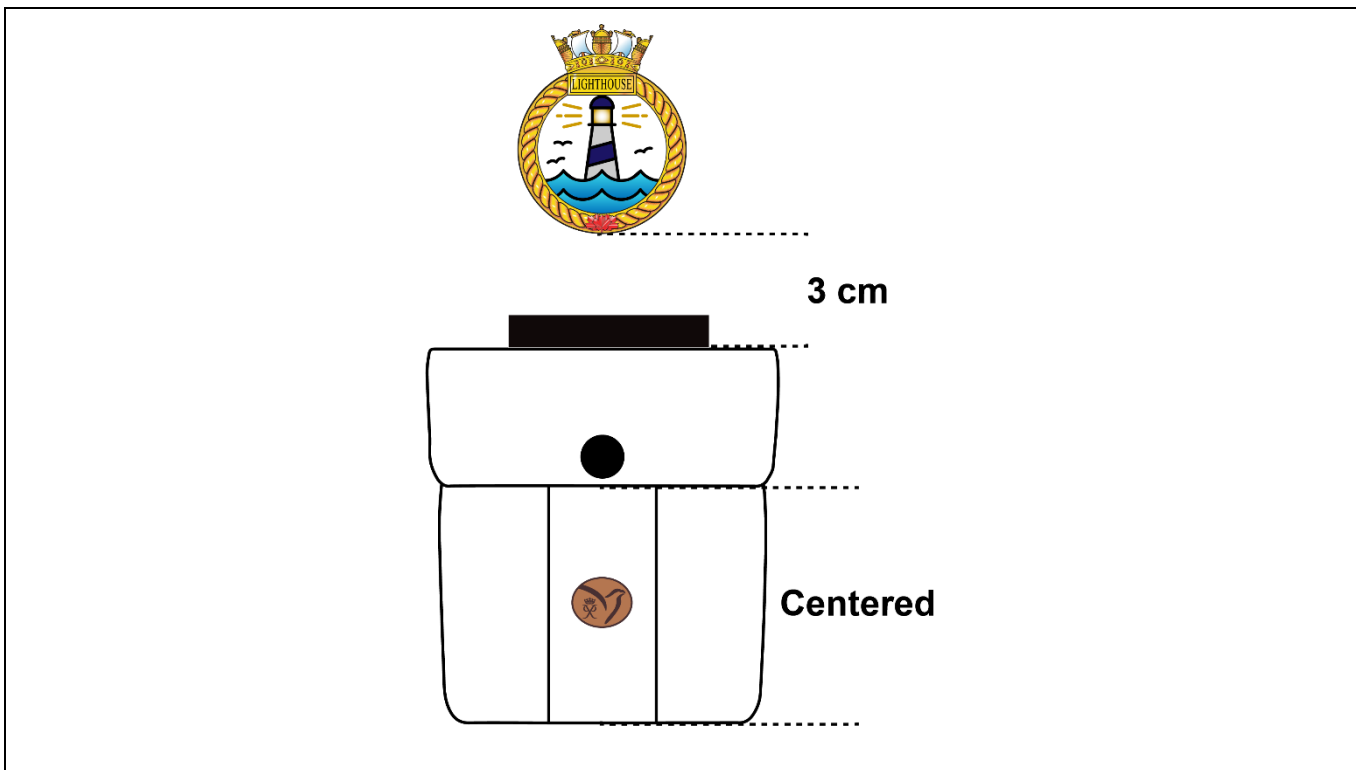


Figure 5D-4 – Method of Wear for The Duke of Edinburgh Pin

Note: Previous designs of the Duke of Edinburgh Award pins are authorized for wear as awarded.

**CEREMONIAL DRESS**










	<b>C1 Medals</b>	<b>C1H Medals</b>	<b>C1H Short Sleeve</b>
<b>SEA</b>			
<b>ARMY</b>			
<b>AIR</b>			

Figure 6-3-1 – Ceremonial Dress

**ANNEX C**

**CEREMONIAL DRESS – AIR**



ORDER OF DRESS	COMPOSITION	AUTHORIZED CLOTHING, ACCOUTREMENTS AND ACCESSORIES
 <p style="text-align: center;"><b>C1</b></p>	<ul style="list-style-type: none"> <li>• Wedge / turban with Air Cadet headdress insignia</li> <li>• Cloth cap badge.</li> <li>• Environmental dress shirt.</li> <li>• Necktie.</li> <li>• Jacket with belt.</li> <li>• Trousers.</li> <li>• Belt.</li> <li>• Boots.</li> <li>• Socks.</li> <li>• Medals.</li> <li>• Pins.</li> <li>• Cloth glider / power pilot badge.</li> </ul>	<ul style="list-style-type: none"> <li>• Name tag.</li> <li>• Lanyard.</li> <li>• White webbing and gloves.</li> </ul>
 <p style="text-align: center;"><b>C1H</b></p>	<ul style="list-style-type: none"> <li>• Glengarry Headdress with cadet metal headdress insignia / turban.</li> <li>• Environmental dress shirt</li> <li>• Necktie.</li> <li>• Environmental cadet jacket (cut-away).</li> <li>• Belt – white or black.</li> <li>• Kilt.</li> <li>• Kilt Pin.</li> <li>• Hair sporran.</li> <li>• Hosedtops.</li> <li>• Flashes, garter.</li> <li>• Spats, white</li> <li>• Boots / Oxford shoes / brogues.</li> <li>• Medals.</li> <li>• Pinned insignia.</li> </ul>	<ul style="list-style-type: none"> <li>• Name tag.</li> <li>• Sgian Dubh.</li> <li>• Leopard Skin (bass / tenor drummers).</li> <li>• Drum Major's Sash.</li> </ul>

Figure 6C-1 – Ceremonial Dress – Air


ORDER OF DRESS	COMPOSITION	AUTHORIZED CLOTHING, ACCOUTREMENTS AND ACCESSORIES
 <p><b>C1H - Short Sleeve</b></p>	<ul style="list-style-type: none"> <li>• Glengarry Headdress with Cadet metal headdress insignia /turban.</li> <li>• Environmental dress shirt</li> <li>• Tie (optional)</li> <li>• Kilt.</li> <li>• Kilt Pin.</li> <li>• Boots / oxford shoes / brogues.</li> <li>• Hosetops.</li> <li>• Flashes, garter.</li> <li>• Spats, white.</li> <li>• Belt – white or black.</li> <li>• Sporrans, hair.</li> <li>• Ribbons.</li> <li>• Pinned insignia.</li> </ul>	<ul style="list-style-type: none"> <li>• Name tag.</li> <li>• Sgian Dubh.</li> <li>• Leopard Skin (bass / tenor drummers).</li> <li>• Drum Major’s Sash.</li> <li>• Slip-ons on dress shirt.</li> </ul>

Figure 6C-2 – Ceremonial Dress – Air

**MESS DRESS**







	<b>C2</b>	<b>C2H</b>
<b>SEA</b>		
<b>ARMY</b>		
<b>AIR</b>		

Figure 6-4-1 – Mess Dress

**ANNEX F**

**MESS DRESS – AIR**



ORDER OF DRESS	COMPOSITION	AUTHORIZED CLOTHING, ACCOUTREMENTS AND ACCESSORIES
 <p style="text-align: center;"><b>C2</b></p>	<ul style="list-style-type: none"> <li>• Environmental dress shirt (white dress shirt optional).</li> <li>• Necktie (black bow tie optional).</li> <li>• Jacket.</li> <li>• Trousers with belt.</li> <li>• Boots.</li> <li>• Socks.</li> <li>• Ribbons.</li> <li>• Pins.</li> </ul>	<ul style="list-style-type: none"> <li>• Name tags are not worn.</li> </ul>
 <p style="text-align: center;"><b>C2H</b></p>	<ul style="list-style-type: none"> <li>• Environmental dress shirt (white dress shirt optional).</li> <li>• Necktie (black bow tie optional).</li> <li>• Environmental jacket (cut-away).</li> <li>• Kilt.</li> <li>• Kilt Pin.</li> <li>• Belt – white or black.</li> <li>• Hair sporran.</li> <li>• Hosetops.</li> <li>• Flashes, garter.</li> <li>• Spats.</li> <li>• Boots / oxfords shoes.</li> <li>• Ribbons.</li> <li>• Pins.</li> </ul>	<ul style="list-style-type: none"> <li>• Name tags are not worn.</li> <li>• Sgian Dubh.</li> </ul>

Figure 6F-1 – Mess Dress – Air



**SERVICE DRESS**












	<b>C3</b>	<b>C3A</b>	<b>C3B</b>	<b>C3C</b>
<b>SEA</b>			N/A	
<b>ARMY</b>				
<b>AIR</b>				

Figure 6-5-1 – Service Dress

**ANNEX I**  
**SERVICE DRESS – AIR**


ORDER OF DRESS	COMPOSITION	AUTHORIZED CLOTHING, ACCOUTREMENTS AND ACCESSORIES
 <p style="text-align: center;"><b>C3</b></p>	<ul style="list-style-type: none"> <li>• Wedge / turban with Air Cadet headdress insignia.</li> <li>• Cloth cap badge.</li> <li>• Environmental dress shirt</li> <li>• Necktie.</li> <li>• Jacket with belt.</li> <li>• Trousers.</li> <li>• Belt.</li> <li>• Boots.</li> <li>• Socks.</li> <li>• Ribbons.</li> <li>• Pins.</li> <li>• Cloth glider / power pilot badge.</li> </ul>	<ul style="list-style-type: none"> <li>• Name tag.</li> <li>• Slip-ons on dress shirt.</li> </ul>
<p style="text-align: center;">Image to be created</p> <p style="text-align: center;"><b>C3H</b></p>	<ul style="list-style-type: none"> <li>• Glengarry Headdress with Cadet metal headdress insignia / turban.</li> <li>• Environmental dress shirt</li> <li>• Kilt.</li> <li>• Kilt Pin.</li> <li>• Oxford shoes / brogues.</li> <li>• Lovat green / Air Force blue hoses.</li> <li>• Flashes, garter.</li> <li>• Belt – white or black.</li> <li>• Sporrans, leather.</li> <li>• Ribbons.</li> <li>• Pinned insignia.</li> </ul>	<ul style="list-style-type: none"> <li>• Name tag.</li> <li>• Slip-ons on dress shirt.</li> </ul>

Figure 6I-1 – Service Dress – Air



ORDER OF DRESS	COMPOSITION	AUTHORIZED CLOTHING, ACCOUTREMENTS AND ACCESSORIES
 <p style="text-align: center;"><b>C3A</b></p>	<ul style="list-style-type: none"> <li>• Wedge / turban with Air Cadet headdress insignia.</li> <li>• Cloth cap badge.</li> <li>• Environmental dress shirt.</li> <li>• Jacket with belt.</li> <li>• Trousers.</li> <li>• Belt.</li> <li>• Boots.</li> <li>• Socks.</li> <li>• Ribbons.</li> <li>• Pins.</li> <li>• Cloth glider / power pilot badge.</li> </ul>	<ul style="list-style-type: none"> <li>• Name tag.</li> <li>• Shirt collar shall be outside and over jacket collar.</li> <li>• Slip-ons on dress shirt.</li> </ul>
 <p style="text-align: center;"><b>C3B</b></p>	<ul style="list-style-type: none"> <li>• Wedge / turban with Air Cadet headdress insignia.</li> <li>• Cloth cap badge.</li> <li>• Crewneck sweater (light blue).</li> <li>• Trousers.</li> <li>• Belt.</li> <li>• Boots.</li> <li>• Socks.</li> <li>• Ribbons.</li> <li>• Pins.</li> </ul>	<ul style="list-style-type: none"> <li>• Name tag to be worn on jacket only.</li> </ul>

Figure 6I-2 – Service Dress – Air


ORDER OF DRESS	COMPOSITION	AUTHORIZED CLOTHING, ACCOUTREMENTS AND ACCESSORIES
 <p style="text-align: center;"><b>C3C</b></p>	<ul style="list-style-type: none"> <li>• Wedge / turban with Air Cadet headdress insignia.</li> <li>• Cloth cap badge.</li> <li>• Environmental t-shirt (blue).</li> <li>• Jacket with belt.</li> <li>• Trousers.</li> <li>• Belt.</li> <li>• Boots.</li> <li>• Socks.</li> <li>• Ribbons.</li> <li>• Pins.</li> <li>• Cloth glider / power pilot badge.</li> </ul>	<ul style="list-style-type: none"> <li>• Name tag to be worn on jacket only</li> </ul>

Figure 6I-3 – Service Dress – Air

**TRAINING DRESS**












	<b>C5</b>	<b>C5A</b>	<b>C5B</b>	<b>C5C</b>
<b>SEA</b>				
<b>ARMY</b>			N/A	
<b>AIR</b>				
<p>Notes:</p> <p>C5 – A functional order of dress when participating in nautical or field training activities or activities where a requirement exists to protect the dress uniform or personal clothing; During the CTC period by: staff cadets occupying a position that warrants the wear of this uniform; by cadets participating in selected courses; and other occasions as ordered. Note that the FTU can replace C5 for Sea Cadets while at CTC.</p> <p>C5A – Same as C5, without the field training shirt / blue sea training shirt.</p> <p>C5B – Naval Combat Dress (NCD) for Sea Cadets and Flight Suit for Air Cadets.</p> <p>C5C – Issued or civilian, as directed by CTC or corps/squadron</p>				

Figure 6-6-1 – Training Dress

ANNEX L

TRAINING DRESS – AIR



ORDER OF DRESS	COMPOSITION	AUTHORIZED CLOTHING, ACCOUTREMENTS AND ACCESSORIES
 <p style="text-align: center;"><b>C5</b></p>	<ul style="list-style-type: none"> <li>• Wedge, beret / turban with Air Cadet headdress insignia, toque or wide-brimmed tan summer hat.</li> <li>• Field shirt.</li> <li>• Rank slip-ons.</li> <li>• Environmental (blue) / squadron / CTC t-shirt.</li> <li>• Field pants and belt.</li> <li>• Socks.</li> <li>• Multi-Purpose Boots (alternative footwear may be authorized when necessary based on the activity).</li> </ul>	<ul style="list-style-type: none"> <li>• Appointment or rank brassard.</li> <li>• Nametape optional.</li> <li>• Lanyard. May be worn to indicate nominations to particular positions at the corps / CTC.</li> </ul> <p><b>Note:</b></p> <ul style="list-style-type: none"> <li>• May be worn under the all-season jacket.</li> <li>• Shirt may be worn with sleeves extended or rolled above the elbows.</li> </ul>
 <p style="text-align: center;"><b>C5A</b></p>	<ul style="list-style-type: none"> <li>• Wedge, beret / turban with Air Cadet headdress insignia, toque or wide-brimmed tan summer hat.</li> <li>• Environmental (blue) / squadron / CTC t-shirt.</li> <li>• Field pants and belt.</li> <li>• Socks.</li> <li>• Multi-Purpose Boots (alternative footwear may be authorized when necessary based on the activity).</li> </ul>	<ul style="list-style-type: none"> <li>• Appointment or rank brassard.</li> <li>• No name tag or tape.</li> </ul>

Figure 6L-1 – Training Dress – Air



ORDER OF DRESS	COMPOSITION	AUTHORIZED CLOTHING, ACCOUTREMENTS AND ACCESSORIES
 <p style="text-align: center;"><b>C5B</b></p>	<ul style="list-style-type: none"> <li>• Flight suit.</li> <li>• Issued ball cap.</li> <li>• Environmental t-shirt (blue)</li> <li>• Rank slip-ons.</li> <li>• Socks.</li> <li>• Boots (alternative footwear may be authorized based on the activity).</li> </ul>	<ul style="list-style-type: none"> <li>• Nametape only (worn on the front right side above the zippered pocket).</li> <li>• Squadron badge (worn on the right shoulder).</li> <li>• Aircraft badge (worn on the left shoulder).</li> <li>• Cloth glider / power pilot badge (worn on the front left side above the zippered pocket).</li> <li>• Glider pilot instructor course badge (worn on front left side under the zippered pocket).</li> </ul> <p><b>NOTE:</b></p> <ul style="list-style-type: none"> <li>• Worn IAW A-DH-265-000/AG-001 CFP 265 Canadian Armed Forces Dress Instructions</li> </ul>
 <p style="text-align: center;"><b>C5C</b></p>	<p>Personal or issued:</p> <ul style="list-style-type: none"> <li>• Ball cap, turban or wide brimmed tan summer hat (CTC only). (Headdress is optional for indoor sports activities).</li> <li>• Environmental t-shirt (blue).</li> <li>• Shorts.</li> <li>• Socks or white sport socks.</li> <li>• Runners.</li> </ul>	<ul style="list-style-type: none"> <li>• Appointment or rank brassard.</li> <li>• No name tag or tape.</li> </ul>

Figure 6L-2 – Training Dress – Air

**SECTION 7**  
**ORDERS OF DRESS**

CATEGORY	ORDER NO.	OCCASIONS WHEN WORN
<b>CEREMONIAL DRESS</b>	C1	A formal order of dress, worn on occasion including: <ul style="list-style-type: none"> <li>a. formal ceremonies or parades;</li> <li>b. guards of honour; and</li> <li>c. church services or parades.</li> </ul>
<b>HIGHLAND DRESS</b>	C1H	A formal or routine order of dress for Highland and kilted Irish units and pipe bands.
<b>MESS DRESS</b>	C2	Optional formal order of dress worn on the following occasions: <ul style="list-style-type: none"> <li>a. mess or formal dinners; and</li> <li>b. other occasions as ordered.</li> </ul>
<b>SERVICE DRESS</b>	C3	Routine daily duty.
	C3A	At the discretion of corps / squadron CO.
	C3B	At the discretion of corps / squadron CO.
	C3C	Travel dress. Service dress at the discretion of corps / squadron CO.
<b>TRAINING DRESS</b>	C5	A functional order of dress worn when participating in specific environmental training such as nautical training, marksmanship, garrison / field training or flying.
	C5A	A functional order of dress worn when participating in specific environmental training such as nautical training, marksmanship, garrison / field training or flying.
	C5B	A functional order of dress worn when participating in specific environmental training such as CAF deployments or flying.
	C5C	At the discretion of CTC or corps / squadron CO